

ETP 3-CCT LED Post Top Lantern

FEATURES

Lumen Output	3150 to 10500 lumens
Efficacy	105 lm/W
Input Voltage	120-277V
Dimmable	0-10V Continuous
CCT	Select (3000K, 4000K, 5000K)
Rating	Wet Location
Warranty	5 Years

APPLICATIONS: Premium outdoor luminaire suitable for entrances, building exteriors, parks, and pedestrian walkways.

CONSTRUCTION: Manufactured for weather-proof durability using solid heavy duty die cast aluminum housing with anti-UV polyester coating to resist water, salt, corrosion, discoloration, and scratching. Wet Location rated.

ELECTRICAL: Input voltages 120-277V models with 0-10V Continuous Dimming. Tunable 3-CCT (3000K, 4000K, 5000K), Single Wattage, and Tunable 3-Wattage models. Operating temperatures -40°F to 113°F (-40° C to 45°C).

MOUNTING: Includes 3 inch Slip-Fit Pole mounting base.

OPTICS: Anti-UV Frosted Tempered Glass IES/ NEMA Type 5 Lens.

CONTROLS: Includes NEMA 3-Pin Photocell Sensor Cap.

LISTINGS: DLC listed. UL certified to meet US and Canadian standards. FCC an RoHS compliant.

WARRANTY: 5 year exclusive limited warranty.



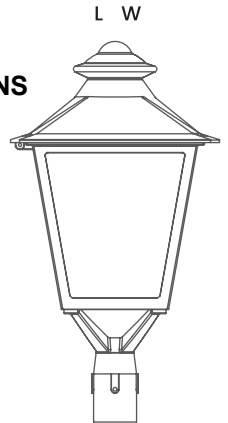
3-CCTSelect (3000K, 4000K, 5000K)




Photocell Sensor Cap



DIMENSIONS




TUNABLE CORRELATED COLOR TEMPERATURES (CCT)



30W Models
13.80"L x 13.80"W x 24.92"H

ORDERING INFORMATION

Model	Wattage	Voltage	Current	Lumens	Efficacy	CCT	Dimming	Color	Dimensions
ETP350-W30	30W	100-277V	0.28A@120V, 0.12A@277V	3150	105 lm/W	(3000K, 4000K, 5000K)	0-10V	Black	13.80"L x 13.80"W x 24.92"H
ETP350-W100-C3	(30W, 60W, 100W)	100-277V	0.28A@120V, 0.12A@277V 0.55A@120V, 0.24A@277V 0.92A@120V, 0.40A@277V	3150 6300 10500	105 lm/W	(3000K, 4000K, 5000K)	0-10V	Black	13.80"L x 13.80"W x 24.92"H



@, <H-B; '85 H5
 @ a Ybg.``HfÍ €Á Á€í €€
 @ a Ybg'DYf'K Uh``F€í Á€ ÉY
 7cffYUHX'7c'cf'HYa dYf'Uí fY'f7 7 HL``HÖÖVÁHESÁ
 I €SÁ €SD8Ja a UW.Y.``€F€X
 7c'cf'FYbXYf]b[`bXYI' f7 F`€ Áí €
 @\$.``í €€€€ÁQ`!`•